

2022–2023  
**Annual Report**

Administration of the  
Access to Information  
and Protection of the  
Privacy Act, 2015 -  
ATIPP Office





## Table of Contents

Overview .....	6
Highlights of 2022-23 .....	7
Report on Performance .....	8
Number of Requests Received .....	8
Response Times to Access Requests .....	9
Requests submitted by Applicant Type .....	9
Processing Costs Paid for Access Requests .....	10
Outcomes of Requests .....	11
ATIPP Office Support .....	11
Privacy Assessments .....	11
Training .....	12
Annex A - Detailed Statistical Report .....	13
Section A – Volume and Applicant Type .....	13
General and Personal information requests .....	14
Personal information requests .....	22
Section B – Costs .....	24
Section C – Final Outcomes .....	24
General and Personal information requests .....	25
General requests .....	29
Personal information requests .....	33
Section D – Exceptions to Disclosure .....	36
General and Personal information requests .....	36
General requests .....	37
Personal information requests .....	37
Section E – Response Times .....	38
General and Personal Information Requests .....	38
General Requests .....	42
Personal Information Requests .....	45
Section F - Request for Correction of Personal Information .....	47
Annex B – House of Assembly and Statutory Offices Statistics .....	48
Type and Volume of Requests .....	48
Applicant Type .....	48

Costs.....	49
Final Outcomes .....	49
Exceptions to Disclosure .....	49
Response Time .....	51
Request for Correction of Personal Information .....	51
Annex C – System Issues Identified by OIPC .....	52

# MESSAGE FROM THE MINISTER

As the Minister responsible for the **Access to Information and Protection of Privacy Act, 2015** (ATIPPA, 2015), I am pleased to present this year's Annual Report.



Government departments, municipalities and other public bodies continue to receive high volumes of requests, with this year being the second highest number of requests received in a fiscal year since the Act first came into force in 2005.

Focusing on continuous improvement, Budget 2023 allocated an additional \$2 million to transform departmental Access to Information and Protection of Privacy. With a more integrated approach, we are contributing to greater sharing of information with consistency, and transparency.

People can make requests on varied topics and for various reasons – individual members of the public continue to be the biggest group of applicants submitting over 50% of the 3,064 requests submitted this fiscal year. These requests play a key role in keeping government transparent and accountable. Requests continue to be fulfilled free of charge in most cases; in fact, this year there were no fees charged for requests.

This important work could not be done without the dedication of ATIPP Coordinators. These individuals work hard to communicate with applicants about their request, gather the requested records, and prepare those records for disclosure. The ATIPP Office supports public bodies in these efforts through training, advice and various other resources.

In addition to providing support for public bodies relating to access to information requests, the Office assists public bodies with privacy related matters – such as completing privacy assessments on new or existing projects, reviewing privacy breach protocols or general questions.

As the newly appointed Minister responsible for ATIPPA, 2015, I look forward to continuing government's commitment to openness and transparency and supporting peoples' right to access information.

A handwritten signature in blue ink, consisting of stylized initials and a long horizontal flourish.

Honourable Bernard Davis

Minister Responsible for the Access to Information and Protection of Privacy Office



## Overview

ATIPPA, 2015 sets out how public bodies in Newfoundland and Labrador must respond to access to information requests, and how they must protect personal information. The role of the ATIPP Office is to assist these public bodies in complying with the legislation, and to monitor performance as outlined in this report.

Public bodies include government departments, agencies, boards, commissions, Crown corporations, health authorities, educational bodies and municipalities.

### **Providing Assistance**

The ATIPP Office provides support for public bodies by:

- operating a help line for public bodies, members of the public and anyone else who has questions about access to information and protection of privacy;
- developing training materials and delivering training sessions for ATIPP coordinators, municipalities, and other public body employees;
- delivering Communities of Practice sessions which are available to ATIPP coordinators across the province;
- developing and maintaining policy manuals on access and privacy;
- developing guidance on specific issues including municipal access and privacy, handling privacy breaches, and information protection; and
- conducting privacy assessments on new and existing programs and services.

### **Monitoring Access and Privacy**

The ATIPP Office also monitors how well public bodies are complying with ATIPPA, 2015. This role includes:

- maintaining statistics on access requests to departments and public bodies, including the outcome of requests, fees charged and response times; and
- monitoring privacy breaches that occur across government.

Information about the ATIPP process and the ATIPP Office can be found online at: [www.gov.nl.ca/atipp](http://www.gov.nl.ca/atipp).

## Highlights of 2022-23

In the 2022-23 fiscal year, 3,064 requests were made to government departments and public bodies.

The ATIPP Office continued to facilitate enrolment in the University of Alberta Information Access and Protection of Privacy Certificate program for government department coordinators.

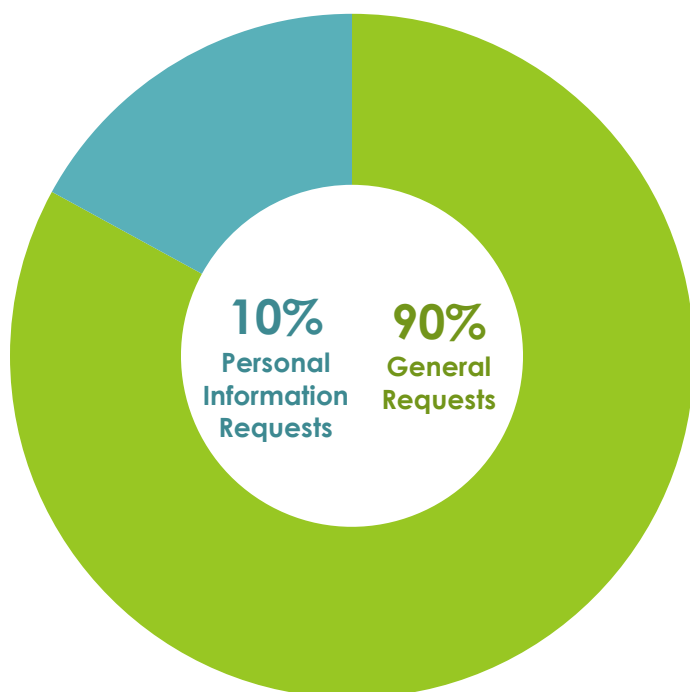
Throughout the year, the ATIPP Office has also supported ATIPP coordinators, public body staff and members of the public through our ATIPP Help Line, fielding over 1400 calls/enquiries on a wide variety of access and privacy issues. During the 2022-23 fiscal year, the Office held over 50 sessions including training, presentations, communities of practice, and monthly meetings for coordinators.

The ATIPP Office continues to proactively release completed general ATIPP requests through the Completed ATIPP Request website (<http://atipp-search.gov.nl.ca/>) which supports openness and transparency. General requests for government departments are posted on this website so the public can access information that has been disclosed through the ATIPP process.

## Report on Performance

### Number of Requests Received

In the 2022-23 fiscal year, a total of 3,064 access requests were made to government departments and public bodies (see Annex A). Overall, there has been a 21 per cent increase in the number of access requests received by government departments and public bodies over a five-year period (2018-19 to 2022-23).



During 2022-23, general requests represented the majority of access to information requests received by all public bodies.

A look at the 19 years since the Act came into force shows an overall increase in the number of access requests received by departments and public bodies. 2022-23 saw the second highest number of requests with 3,064 requests, as compared with 2005-06 where 426 requests were received.

Of the 3,064 requests received in 2022-23, the Government of Newfoundland and Labrador received 1,828 (60 per cent) requests, while other public bodies received 1,238 (40 per cent) requests. Of the requests made to government departments and public bodies, 311 (10 per cent) were for personal information – people asking for their own information. The remaining 2,753 (90 per cent) were general requests for records relating to public body activities and programs.

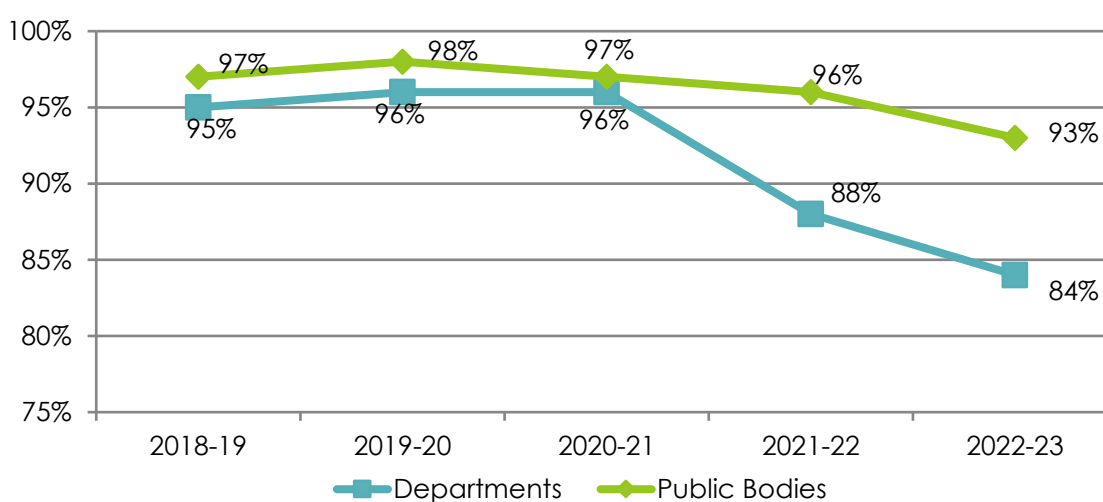


## Response Times to Access Requests

During the 2022-23 fiscal year:

- departments responded to 84 per cent of requests within the legislated timelines<sup>1</sup>; and
- public bodies responded to 93 per cent of requests within the legislated timelines<sup>2</sup>.

**Figure 1 – On-time response timelines for all requests (general and personal information requests) (2018-19 to 2022-23)**



### Requests submitted by Applicant Type

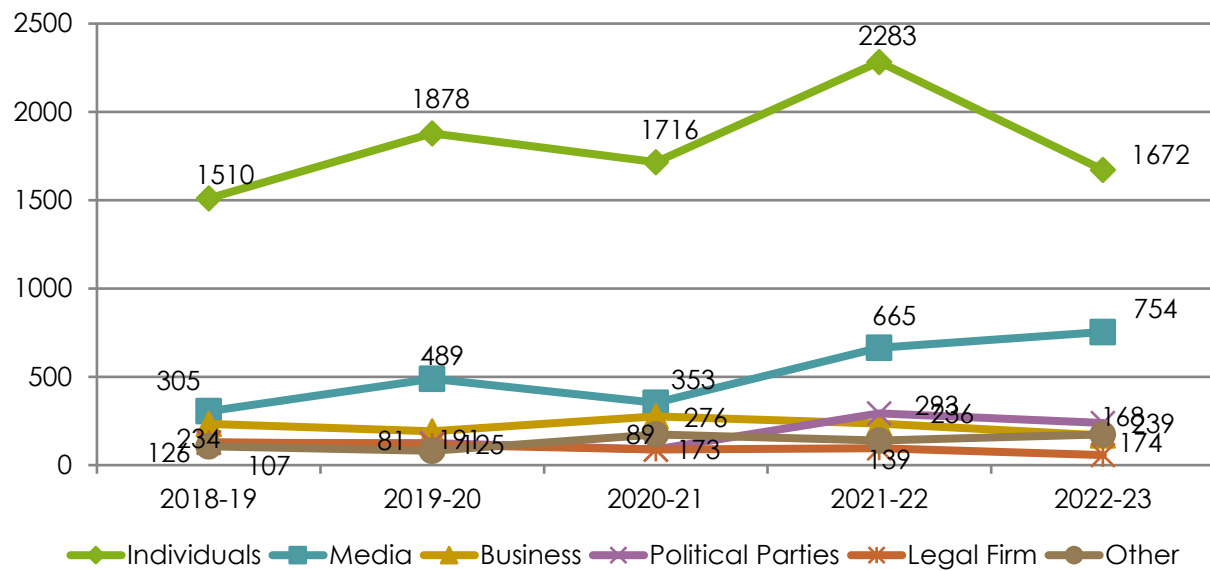
Many different types of people make access to information requests each year. Applicants are divided into eight different categories: individuals, political parties, media, businesses, legal firms, interest groups, researchers and other public bodies.

Individuals, media and political parties made the largest number of requests in 2022-23.

<sup>1</sup> At the time of this report, 12 departmental requests had not closed.

<sup>2</sup> At the time of this report, 41 public body requests had not closed.

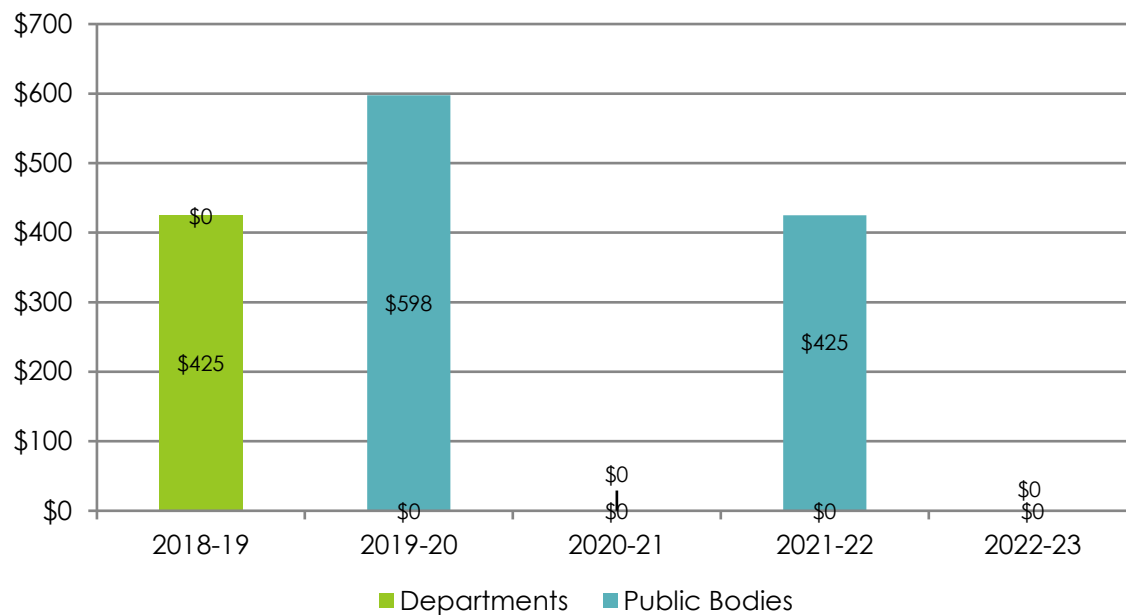
**Figure 2 – Requests by applicant type**



### Processing Costs Paid for Access Requests

There were no costs paid for access requests in 2022-23.

**Figure 3 – Costs paid**



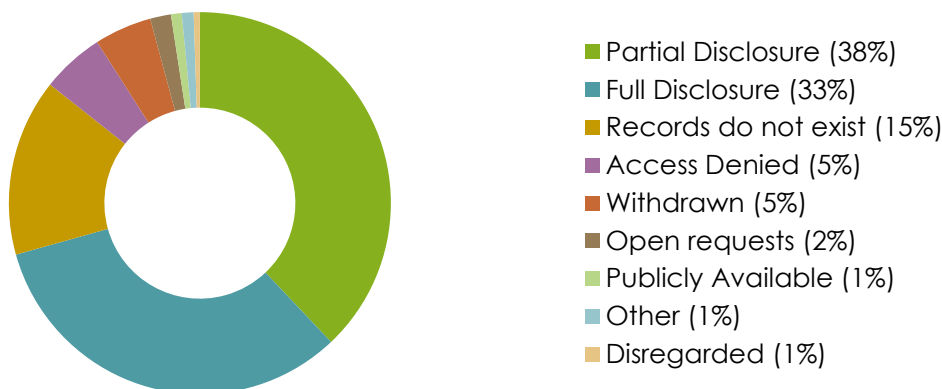
*\*rounded to the nearest dollar*

## Outcomes of Requests

Figure 4 shows the final outcome of requests made to departments and other public bodies in 2022-23. The majority resulted in partial disclosure (38 per cent) or full disclosure (33 per cent).

**Figure 4 – Final outcome of access requests responded to by departments and other public bodies**

*Note: Percentages do not add up to 100% due to rounding.*



## ATIPP Office Support

The ATIPP Office assists government departments and public bodies understand their roles and responsibilities relating to access to information and the protection of privacy by providing advice and guidance and also responds to public enquiries.

The ATIPP Office received 1414 calls/enquiries during 2022-23.

1414

Calls/enquiries responded to by the ATIPP Office in 2022-23

## Privacy Assessments

Any new government programs must undergo a preliminary privacy impact assessment or a full privacy impact assessment to identify potential privacy risks and ensure compliance with the privacy provisions of the Act.

In 2022-23, the ATIPP Office reviewed 83 privacy assessments of new or existing programs and services to ensure the protection of personal information.

## Training

This fiscal year the ATIPP Office continued to provide various types of training, presentations, etc. for coordinators and public body employees.

51

**Training sessions and presentations held in 2022-23**

In total, 743 people attended 51 different access and privacy training/sessions/presentations and 1,146 completed the online access and privacy training offered through the Government of Newfoundland and Labrador's Centre for Learning and Development.

## Annex A - Detailed Statistical Report

During 2022-23, departments and public bodies received a total of 3,064 general and personal access requests. Public bodies include government agencies, boards, commissions, municipalities, Crown corporations, healthcare and educational bodies.

**Table 1 – Total number of requests received (April 1, 2022 to March 31, 2023)**

REQUEST TYPE	Total	%
General requests to a Government department	1699	56%
General requests to a public body	1054	4%
Personal information requests to a Government department	127	35%
Personal information requests to a public body	184	6%
<b>TOTAL</b>	<b>3,064</b>	<b>101%</b>

*Note: Percentages may not add up to 100% due to rounding.*

The listing of government departments is based on the departmental structure at the end of the 2022-23 fiscal year.

### Section A – Volume and Applicant Type

During the 2022-23 fiscal year, a total of 3,064 requests were received by government departments and public bodies. Of these, departments received 1826 (60 per cent) and public bodies 1238 (40 per cent).

## General and Personal information requests

**Table 2a – All requests by frequency of applicant type (April 1, 2022 to March 31, 2023)**

Applicant type	Departments	Public bodies	Total	%
Individual	817	855	<b>1672</b>	<b>55%</b>
Media	621	133	<b>754</b>	<b>25%</b>
Political party	203	36	<b>239</b>	<b>8%</b>
Business	83	85	<b>168</b>	<b>5%</b>
Interest group	32	43	<b>75</b>	<b>2%</b>
Legal Firm	30	27	<b>57</b>	<b>2%</b>
Not Closed	12	42	<b>54</b>	<b>2%</b>
Academic / researcher	21	5	<b>26</b>	<b>1%</b>
Other public body	7	12	<b>19</b>	<b>1%</b>
<b>Total</b>	<b>1826</b>	<b>1238</b>	<b>3064</b>	<b>101%</b>

Note: Percentages may not add up to 100% due to rounding.

**Table 2b – All requests by department and applicant type (April 1, 2022 to March 31, 2023)**

DEPARTMENT	Individual	Media	Political party	Business	Interest group	Legal firm	Academic / researcher	Other public body	Not closed	TOTAL
Children, Seniors and Social Development	34	27	3	0	0	2	4	1	0	<b>71</b>
Digital Government and Service NL	75	26	8	3	7	2	0	0	0	<b>121</b>
Education	49	28	15	2	2	0	2	0	0	<b>98</b>
Environment and Climate Change	49	31	8	10	0	2	0	0	0	<b>100</b>
Executive Council	17	16	22	0	2	0	0	0	0	<b>57</b>
Office of Indigenous Affairs and Reconciliation	13	26	0	0	0	0	0	0	0	<b>39</b>
Intergovernmental Affairs Secretariat	5	20	4	0	0	1	0	0	0	<b>30</b>
Labrador Affairs Secretariat	5	23	2	0	0	0	1	0	0	<b>31</b>
Office of the Chief Information Officer	13	0	0	0	0	0	0	0	0	<b>13</b>
Treasury Board Secretariat	38	29	10	0	0	0	0	0	0	<b>77</b>
Office of Women and Gender Equality	13	19	3	0	0	0	0	0	0	<b>35</b>
Finance	42	24	12	0	2	1	0	0	0	<b>81</b>



DEPARTMENT	Individual	Media	Political party	Business	Interest group	Legal firm	Academic/ researcher	Other public body	Not closed	TOTAL
Fisheries, Forestry and Agriculture	63	24	8	1	10	8	0	0	2	116
Health and Community Services	95	53	14	1	3	2	4	0	0	172
Immigration, Population Growth and Skills	13	31	3	0	0	0	4	0	0	51
Industry, Energy and Technology	89	52	14	0	0	1	0	0	0	156
Justice and Public Safety	64	42	17	5	2	6	5	0	2	143
Municipal and Provincial Affairs	58	29	6	8	0	2	0	0	8	111
Premier's Office	30	58	26	0	4	0	0	0	0	118
Tourism, Culture, Arts and Recreation	12	25	7	0	0	0	1	0	0	45
Transportation and Infrastructure	40	38	21	53	0	3	0	6	0	161
<b>Total</b>	<b>817</b>	<b>621</b>	<b>203</b>	<b>83</b>	<b>32</b>	<b>30</b>	<b>21</b>	<b>7</b>	<b>12</b>	<b>1826</b>
<b>Percentages (%)</b>	<b>45%</b>	<b>34%</b>	<b>11%</b>	<b>5%</b>	<b>2%</b>	<b>2%</b>	<b>1%</b>	<b>0%</b>	<b>1%</b>	<b>101%</b>

Note: Percentages may not add up to 100% due to rounding.

**Table 2c – All requests by public body and applicant type (April 1, 2022 to March 31, 2023)**

PUBLIC BODY	Individual	Media	Business	Political party	Interest group	Legal firm	Other public body	Academic/ researcher	Not closed	TOTAL
Central Health	8	14	3	5	13	1	0	0	0	44
Central NL Waste Management	1	0	0	0	0	0	0	0	0	1
Centre for Health Information	20	2	0	2	0	2	0	0	0	26
City of Corner Brook	6	1	0	0	0	1	0	0	0	8
City of Mount Pearl	10	2	1	0	0	0	0	0	0	13
City of St. John's	89	11	17	3	7	2	0	0	0	129
College of the North Atlantic	5	1	0	0	1	0	1	1	0	9
Commissioner of Lobbyists	1	0	0	0	0	0	0	0	0	1
Conseil scolaire francophone provincial de terre-neuve-et-labrador	5	0	0	0	0	0	0	0	0	5
Eastern Health	138	0	0	0	0	0	0	0	0	138
Independent appointments commission	3	0	0	0	0	0	0	0	0	3
Judicial Council	1	0	0	0	0	0	0	0	0	1
Labrador-Grenfell Health	9	12	5	2	3	0	1	0	0	32

PUBLIC BODY	Individual	Media	Business	Political party	Interest group	Legal firm	Other public body	Academic/ researcher/	Not closed	TOTAL
Legal Appointments Board	1	0	0	0	0	0	0	0	0	1
Memorial University	116	31	8	4	7	1	0	0	0	167
Multi-Materials Stewardship Board	2	0	0	1	0	0	0	1	0	4
Municipal Assessments Agency	8	0	0	0	0	0	0	0	0	8
NL Housing Corporation	5	3	0	0	0	0	0	0	0	8
NL HYDRO	19	11	3	5	1	2	1	2	0	44
NL Liquor Corporation	1	2	0	0	0	0	0	0	0	3
NL 911	2	1	0	0	0	0	0	0	0	3
NL English School District	39	2	3	4	1	1	1	0	0	51
NL Legal Aid	2	0	0	0	0	0	0	0	0	2
Office of the Chief Medical Examiner	2	0	0	0	0	0	0	0	0	2
Office of the High Sheriff	3	0	0	0	0	0	0	0	0	3
Office of the Public Trustee	1	0	0	0	0	1	0	0	0	2
OilCo	0	0	0	1	0	0	0	0	0	1
Public Procurement Agency	4	0	0	0	0	0	0	1	0	5
Public Service Commission	11	0	0	1	0	0	0	0	0	12
Public Utilities Board	1	0	0	0	0	0	0	0	0	1
The Rooms	2	0	0	0	0	0	0	0	0	2
Royal Newfoundland Constabulary	124	21	26	0	0	9	2	0	0	182
RNC Public Complaints Commission	0	0	0	0	0	0	1	0	0	1
Serious Incident Response Team	6	0	0	1	0	0	0	0	0	7
Bauline	4	0	0	0	0	0	0	0	0	4
Bay Bulls	0	0	0	0	0	0	0	0	0	0
Bay Roberts	0	0	5	0	0	0	0	0	0	5
Brigus	0	0	0	0	0	0	0	0	1	1
Conception Bay South	19	0	1	0	0	2	0	0	0	22
Change Islands	1	0	0	0	0	0	0	0	0	1
Clarenville	2	0	2	0	0	0	0	0	0	4
Come-by-Chance	1	0	0	0	0	0	0	0	0	1
Flat Rock	3	0	0	0	0	0	0	0	0	3
Gambo	2	0	0	0	0	0	0	0	0	2
Gander	19	0	0	0	0	0	0	0	0	19
Glenwood	1	0	0	0	0	0	0	0	0	1
Grand Falls-Windsor	4	0	0	0	0	0	0	0	0	4

PUBLIC BODY	Individual	Media	Business	Political party	Interest group	Legal firm	Other public body	Academic/ researcher	Not closed	TOTAL
Happy Valley-Goose Bay	2	0	0	0	0	0	0	0	0	2
Holyrood	8	0	1	0	0	0	0	0	0	9
Kippens	0	0	0	0	0	0	0	0	5	5
Labrador City	4	0	0	0	0	0	0	0	0	4
Logy Bay	0	0	0	0	0	0	1	0	0	1
Marystown	13	0	0	0	0	0	3	0	0	16
Paradise	18	0	1	0	0	2	0	0	0	21
Placentia	2	0	0	0	0	0	0	0	0	2
Port au Port East	0	0	0	0	0	0	0	0	31	31
Portugal Cove – St. Phillips	20	3	0	0	0	1	0	0	0	24
Pouch Cove	4	0	1	0	0	0	1	0	0	6
Salmon Cove	4	0	0	0	0	0	0	0	0	4
Spaniards Bay	1	0	0	0	0	0	0	0	0	1
Springdale	8	0	0	0	0	0	0	0	0	8
St. Anthony	1	0	0	0	0	0	0	0	0	1
St. George's	3	0	0	0	0	0	0	0	4	7
Steady Brook	5	0	0	0	0	0	0	0	0	5
Stephenville	11	2	0	0	0	0	0	0	0	13
Torbay	7	0	0	0	0	1	0	0	0	8
Twillingate	2	0	0	0	0	0	0	0	0	2
Victoria	4	0	0	0	0	0	0	0	0	4
Wabush	2	0	0	0	0	0	0	0	0	2
Witless Bay	25	0	3	0	0	0	0	0	1	29
Western Health	6	14	2	6	9	0	0	0	0	37
Workplace NL	4	0	3	1	1	1	0	0	0	10
<b>Total</b>	<b>847</b>	<b>119</b>	<b>82</b>	<b>31</b>	<b>30</b>	<b>26</b>	<b>12</b>	<b>5</b>	<b>42</b>	<b>1238</b>
<b>Percentages (%)</b>	<b>68%</b>	<b>10%</b>	<b>7%</b>	<b>3%</b>	<b>2%</b>	<b>2%</b>	<b>1%</b>	<b>0%</b>	<b>3%</b>	<b>96%</b>

Note: Percentages may not add up to 100% due to rounding.

## General requests

**Table 2d – General Requests by Frequency of Applicant Type (April 1, 2022 to March 31, 2023)**

Applicant type	Departments	Public bodies	Total	%
Individual	698	697	<b>1395</b>	<b>51%</b>
Media	620	132	<b>752</b>	<b>27%</b>
Political party	203	35	<b>238</b>	<b>9%</b>
Business	83	73	<b>156</b>	<b>6%</b>
Interest group	32	43	<b>75</b>	<b>3%</b>
Legal firm	25	17	<b>42</b>	<b>2%</b>
Academic/ researcher	21	5	<b>26</b>	<b>1%</b>
Other public body	7	11	<b>18</b>	<b>1%</b>
Not closed	10	41	<b>51</b>	<b>2%</b>
<b>Total</b>	<b>1699</b>	<b>1054</b>	<b>2753</b>	<b>102%</b>

Note: Percentages may not add up to 100% due to rounding.

**Table 2e – General requests by department and applicant type (April 1, 2022 to March 31, 2023)**

DEPARTMENT	Individual	Media	Political party	Business	Interest group	Legal firm	Academic/ researcher	Other public body	Not closed	TOTAL
Children, Seniors and Social Development	31	27	3	0	0	1	4	1	0	<b>67</b>
Digital Government and Service NL	61	26	8	3	7	2	0	0	0	<b>107</b>
Education	43	28	15	2	2	0	2	0	0	<b>92</b>
Environment and Climate Change	47	31	8	10	0	2	0	0	0	<b>98</b>
Executive Council	10	16	22	0	2	0	0	0	0	<b>50</b>
Office of Indigenous Affairs and Reconciliation	13	26	0	0	0	0	0	0	0	<b>39</b>
Intergovernmental Affairs Secretariat	5	20	4	0	0	1	0	0	0	<b>30</b>
Labrador Affairs Secretariat	5	23	2	0	0	0	1	0	0	<b>31</b>
Office of the Chief Information Officer	13	0	0	0	0	0	0	0	0	<b>13</b>
Treasury Board Secretariat	22	29	10	0	0	0	0	0	0	<b>61</b>
Office of Women and Gender Equality	11	19	3	0	0	0	0	0	0	<b>33</b>
Finance	39	24	12	0	2	1	0	0	0	<b>78</b>
Fisheries, Forestry and Agriculture	53	24	8	1	10	7	0	0	2	<b>105</b>
Health and Community Services	90	53	14	1	3	2	4	0	0	<b>167</b>
Industry, Energy and Technology	89	52	14	0	0	1	0	0	0	<b>156</b>

DEPARTMENT	Individual	Media	Political party	Business	Interest group	Legal firm	Academic/ researcher	Other public body	Not closed	TOTAL
Immigration, Population Growth and Skills	10	31	3	0	0	0	4	0	0	<b>48</b>
Justice and Public Safety	26	42	17	5	2	3	5	0	1	<b>101</b>
Municipal and Provincial Affairs	53	29	6	8	0	2	0	0	7	<b>105</b>
Premier's Office	29	58	26	0	4	0	0	0	0	<b>117</b>
Tourism, Culture, Arts and Recreation	11	25	7	0	0	0	1	0	0	<b>44</b>
Transportation and Infrastructure	37	37	21	53	0	3	0	6	0	<b>157</b>
<b>Total</b>	<b>698</b>	<b>620</b>	<b>203</b>	<b>83</b>	<b>32</b>	<b>25</b>	<b>21</b>	<b>7</b>	<b>10</b>	<b>1699</b>
<b>Percentage %</b>	<b>41%</b>	<b>36%</b>	<b>12%</b>	<b>5%</b>	<b>2%</b>	<b>1%</b>	<b>1%</b>	<b>0%</b>	<b>1%</b>	<b>99%</b>

Note: Percentages may not add up to 100% due to rounding.

**Table 2f – General requests by public body and applicant type (April 1, 2022 to March 31, 2023)**

PUBLIC BODY	Individual	Media	Business	Political party	Interest group	Legal firm	Other public body	Academic/ researcher	Other public body	Not closed	TOTAL
Central Health	8	14	3	5	13	1	0	0	0	0	<b>44</b>
Central NL Waste Management	1	0	0	0	0	0	0	0	0	0	<b>1</b>
Centre for Health Information	19	2	0	2	0	2	0	0	0	0	<b>25</b>
City of Corner Brook	6	1	0	0	0	1	0	0	0	0	<b>8</b>
City of Mount Pearl	8	2	1	0	0	0	0	0	0	0	<b>11</b>
City of St. John's	87	11	17	3	7	2	0	0	0	0	<b>127</b>
College of the North Atlantic	4	1	0	0	1	0	1	1	1	0	<b>8</b>
Commissioner of Lobbyists	1	0	0	0	0	0	0	0	0	0	<b>1</b>
Conseil scolaire francophone provincial de terra-neuve-et-labrador	4	0	0	0	0	0	0	0	0	0	<b>4</b>
Eastern Health	134	0	0	0	0	0	0	0	0	0	<b>134</b>
Independent appointments commission	3	0	0	0	0	0	0	0	0	0	<b>3</b>
Labrador-Grenfell Health	7	12	5	2	3	0	1	0	1	0	<b>30</b>
Legal Appointments Board	1	0	0	0	0	0	0	0	0	0	<b>1</b>
Memorial University	99	31	8	4	7	1	0	0	0	0	<b>150</b>
Multi Materials Stewardship Board	2	0	0	1	0	0	0	1	0	0	<b>4</b>
Municipal Assessment Agency	6	0	0	0	0	0	0	0	0	0	<b>6</b>
NL Housing Corporation	3	3	0	0	0	0	0	0	0	0	<b>6</b>
NL HYDRO	19	11	3	5	1	0	1	2	1	0	<b>42</b>
NL Liquor Corporation	1	2	0	0	0	0	0	0	0	0	<b>3</b>

PUBLIC BODY	Individual	Media	Business	Political party	Interest group	Legal firm	Other public body	Academic/ researcher	Other public body	Not closed	TOTAL
NL 911	2	1	0	0	0	0	0	0	0	0	3
NL English School District	22	2	3	4	1	1	1	0	1	0	34
NL Legal Aid	1	0	0	0	0	0	0	0	0	0	1
Office of the Chief Medical Examiner	2	0	0	0	0	0	0	0	0	0	2
Office of the Public Trustee	0	0	0	0	0	1	0	0	0	0	1
OilCo	0	0	0	1	0	0	0	0	0	0	1
Public Procurement Agency	4	0	0	0	0	0	0	1	0	0	5
Public Service Commission	8	0	0	0	0	0	0	0	0	0	8
Public Utilities Board	1	0	0	0	0	0	0	0	0	0	1
The Rooms	2	0	0	0	0	0	0	0	0	0	2
Royal Newfoundland Constabulary	59	20	14	0	0	2	2	0	2	0	97
Serious Incident Response Team	3	0	0	1	0	0	0	0	0	0	4
Bauline	3	0	0	0	0	0	0	0	0	0	3
Bay Roberts	0	0	5	0	0	0	0	0	0	0	5
Conception Bay South	17	0	1	0	0	1	0	0	0	0	19
Change Islands	1	0	0	0	0	0	0	0	0	0	1
Clareville	2	0	2	0	0	0	0	0	0	0	4
Flat Rock	2	0	0	0	0	0	0	0	0	0	2
Gambo	2	0	0	0	0	0	0	0	0	0	2
Gander	18	0	0	0	0	0	0	0	0	0	18
Glenwood	1	0	0	0	0	0	0	0	0	0	1
Grand Falls-Windsor	3	0	0	0	0	0	0	0	0	0	3
Happy Valley-Goose Bay	2	0	0	0	0	0	0	0	0	0	2
Holyrood	6	0	1	0	0	0	0	0	0	0	7
Kippens	0	0	0	0	0	0	0	0	0	5	5
Labrador City	4	0	0	0	0	0	0	0	0	0	4
Logy Bay	0	0	0	0	0	0	1	0	1	0	1
Marystown	6	0	0	0	0	0	3	0	3	0	9
Paradise	18	0	1	0	0	2	0	0	0	0	21
Placentia	1	0	0	0	0	0	0	0	0	0	1
Port au Port East	0	0	0	0	0	0	0	0	0	31	31
Portugal Cove – St. Philips	19	3	0	0	0	1	0	0	0	0	23
Pouch Cove	3	0	1	0	0	0	1	0	1	0	5
Salmon Cove	4	0	0	0	0	0	0	0	0	0	4
Springdale	8	0	0	0	0	0	0	0	0	0	8
St. George's	3	0	0	0	0	0	0	0	0	4	7
Steady Brook	2	0	0	0	0	0	0	0	0	0	2



PUBLIC BODY	Individual	Media	Business	Political party	Interest group	Legal firm	Other public body	Academic/ researcher	Other public body	Not closed	TOTAL
Stephenville	11	2	0	0	0	0	0	0	0	0	13
Torbay	7	0	0	0	0	1	0	0	0	0	8
Twillingate	1	0	0	0	0	0	0	0	0	0	1
Victoria	3	0	0	0	0	0	0	0	0	0	3
Wabush	2	0	0	0	0	0	0	0	0	0	2
Witless Bay	22	0	3	0	0	0	0	0	0	1	26
Western Health	6	14	2	6	9	0	0	0	0	0	37
Workplace NL	3	0	3	1	1	1	0	0	0	0	9
<b>Total</b>	<b>689</b>	<b>118</b>	<b>70</b>	<b>30</b>	<b>30</b>	<b>16</b>	<b>11</b>	<b>5</b>	<b>11</b>	<b>41</b>	<b>1054</b>
<b>Percentage %</b>	<b>65%</b>	<b>11%</b>	<b>7%</b>	<b>3%</b>	<b>3%</b>	<b>2%</b>	<b>1%</b>	<b>0%</b>	<b>1%</b>	<b>4%</b>	<b>96%</b>

Note: Percentages may not add up to 100% due to rounding.

## Personal information requests

**Table 2g – Personal Requests by Frequency of Applicant Type (April 1, 2022 to March 31, 2023)**

Applicant type	Departments	Public bodies	Total	%
Individual	119	158	277	89%
Legal Firm	5	10	15	5%
Business	0	12	12	4%
Media	1	1	2	1%
Political party	0	1	1	0%
Other public body	0	1	1	0%
Not closed	2	1	3	1
<b>Total</b>	<b>127</b>	<b>184</b>	<b>311</b>	<b>100%</b>

Note: Percentages may not add up to 100% due to rounding.

**Table 2h – Personal requests by department and applicant type (April 1, 2022 to March 31, 2023)**

DEPARTMENT	Individual	Legal Firm	Media	Not closed	TOTAL
Children, Seniors and Social Development	3	1	0	0	4
Digital Government and Service NL	14	0	0	0	14
Education	6	0	0	0	6
Environment and Climate Change	2	0	0	0	2
Executive Council	7	0	0	0	7
Treasury Board Secretariat	16	0	0	0	16
Office of Women and Gender Equality	2	0	0	0	2
Finance	3	0	0	0	3
Fisheries, Forestry and Agriculture	10	1	0	0	11
Health and Community Services	5	0	0	0	5
Immigration, Population Growth and Skills	3	0	0	0	3
Justice and Public Safety	38	3	0	1	42
Municipal and Provincial Affairs	5	0	0	1	6
Premier's Office	1	0	0	0	1
Tourism, Culture, Arts and Recreation	1	0	0	0	1
Transportation and Infrastructure	3	0	1	0	4
<b>Total</b>	<b>119</b>	<b>5</b>	<b>1</b>	<b>2</b>	<b>127</b>
<b>%</b>	<b>94%</b>	<b>4%</b>	<b>1%</b>	<b>2%</b>	<b>101%</b>

Note: Percentages may not add up to 100% due to rounding.

**Table 2i – Personal requests by public body and applicant type (April 1, 2022 to March 31, 2023)**

PUBLIC BODY	Individual	Business	Legal firm	Media	Other public body	Political party	Not closed	TOTAL
Centre for Health Information	1	0	0	0	0	0	0	1
City of Mount Pearl	2	0	0	0	0	0	0	2
City of St. John's	2	0	0	0	0	0	0	2
College of the North Atlantic	1	0	0	0	0	0	0	1
Conseil scolaire francophone provincial de terra-neuve-et-labrador	1	0	0	0	0	0	0	1
Eastern Health	4	0	0	0	0	0	0	4
Judicial Council	1	0	0	0	0	0	0	1
Labrador-Grenfell Health	2	0	0	0	0	0	0	2
Memorial University	17	0	0	0	0	0	0	17
Municipal Assessment Agency	2	0	0	0	0	0	0	2
NL Housing Corporation	2	0	0	0	0	0	0	2
NL HYDRO	0	0	2	0	0	0	0	2
NL English School District	17	0	0	0	0	0	0	17
NL Legal Aid	1	0	0	0	0	0	0	1
Office of the High Sheriff	3	0	0	0	0	0	0	3
Office of the Public Trustee	1	0	0	0	0	0	0	1
Public Service Commission	3	0	0	0	0	1	0	4
Royal Newfoundland Constabulary	65	12	7	1	0	0	0	85
RNC Public Complaints Commission	0	0	0	0	1	0	0	1
Serious Incident Response Team	3	0	0	0	0	0	0	3
Bauline	1	0	0	0	0	0	0	1
Brigus	0	0	0	0	0	0	1	1
Conception Bay South	2	0	1	0	0	0	0	3
Come-by-Chance	1	0	0	0	0	0	0	1
Flat Rock	1	0	0	0	0	0	0	1
Gander	1	0	0	0	0	0	0	1
Grand Falls-Windsor	1	0	0	0	0	0	0	1
Holyrood	2	0	0	0	0	0	0	2
Marystown	7	0	0	0	0	0	0	7
Placentia	1	0	0	0	0	0	0	1
Portugal Cove – St. Philips	1	0	0	0	0	0	0	1
Pouch Cove	1	0	0	0	0	0	0	1
Spaniards Bay	1	0	0	0	0	0	0	1
St. Anthony	1	0	0	0	0	0	0	1

PUBLIC BODY	Individual	Business	Legal firm	Media	Other public body	Political party	Not closed	TOTAL
Steady Brook	3	0	0	0	0	0	0	3
Twillingate	1	0	0	0	0	0	0	1
Victoria	1	0	0	0	0	0	0	1
Witless Bay	3	0	0	0	0	0	0	3
Workplace NL	1	0	0	0	0	0	0	1
<b>TOTAL</b>	<b>158</b>	<b>12</b>	<b>10</b>	<b>1</b>	<b>1</b>	<b>1</b>	<b>1</b>	<b>184</b>
<b>Percentage %</b>	<b>86%</b>	<b>7%</b>	<b>5%</b>	<b>1%</b>	<b>1%</b>	<b>1%</b>	<b>1%</b>	<b>102%</b>

*Note: Percentages may not add up to 100% due to rounding.*

## Section B – Costs

Section 25 of the Act gives the Minister responsible for the Act the right to establish a Cost Schedule which outlines the applicable costs for access to information requests (the Cost Schedule can be found online at [www.gov.nl.ca/atipp](http://www.gov.nl.ca/atipp) ). There is no application fee, however, applicants can be charged \$25 per hour for locating records; 25 cents per page for photocopying; and associated shipping costs. For municipalities, fees are not charged for the first 10 hours of time spent locating records. For all other public bodies, fees are not charged for the first 15 hours of time spent locating records. The head of a public body may waive the requirement to pay any fees if payment would impose an unreasonable financial hardship on the applicant or is in the public interest. In 2022-23, no costs were paid by applicants to for access requests.

## Section C – Final Outcomes

Responding to requests can result in a range of possible outcomes. The outcome may be full or partial disclosure of information; the applicant may withdraw or abandon the request; the record may not exist or may already be available in the public domain; or access to the records may be denied. Partial disclosure means exceptions have been applied and some information has been redacted in accordance with the legislation.

## General and Personal information requests

**Table 3a – All Requests by Final Outcome (April 1, 2022 to March 31, 2023)**

Final outcome	Departments	Public bodies	Total	%
Partial disclosure	706	460	<b>1166</b>	<b>38%</b>
Full disclosure	538	467	<b>1005</b>	<b>33%</b>
No responsive records	362	99	<b>461</b>	<b>15%</b>
Access denied	42	121	<b>163</b>	<b>5%</b>
Withdrawn	116	33	<b>149</b>	<b>5%</b>
Publicly available	23	8	<b>31</b>	<b>1%</b>
Disregarded	10	6	<b>16</b>	<b>1%</b>
Other	11	0	<b>11</b>	<b>0%</b>
Neither confirm/deny	4	2	<b>6</b>	<b>0%</b>
Abandoned	2	0	<b>2</b>	<b>0%</b>
Not closed	12	42	<b>54</b>	<b>2%</b>
<b>Total</b>	<b>1826</b>	<b>1238</b>	<b>3064</b>	<b>100%</b>

**Table 3b – Final outcome of all requests by department (April 1, 2022 to March 31, 2023)**

DEPARTMENT	Partial disclosure	Full disclosure	No responsive records	Withdrawn	Access denied	Publicly available	Other	Disregarded	Neither confirm/deny	Abandoned	Not closed	TOTAL
Children, Seniors and Social Development	14	35	12	5	3	0	0	2	0	0	0	<b>71</b>
Digital Government and Service NL	53	38	18	8	0	4	0	0	0	0	0	<b>121</b>
Education	48	24	12	9	5	0	0	0	0	0	0	<b>98</b>
Environment and Climate Change	46	21	20	10	1	1	0	1	0	0	0	<b>100</b>
Executive Council	10	13	22	2	4	0	5	0	0	1	0	<b>57</b>
Indigenous Affairs and Reconciliation	8	10	20	0	1	0	0	0	0	0	0	<b>39</b>
Intergovernmental Affairs Secretariat	12	12	5	0	1	0	0	0	0	0	0	<b>30</b>
Labrador Affairs Secretariat	7	15	8	0	1	0	0	0	0	0	0	<b>31</b>
Office of the Chief Information Officer	3	1	7	1	1	0	0	0	0	0	0	<b>13</b>
Treasury Board Secretariat	23	23	24	2	4	0	0	0	1	0	0	<b>77</b>
Office of Women and Gender Equality	7	21	5	1	0	0	0	1	0	0	0	<b>35</b>

DEPARTMENT	Partial disclosure	Full disclosure	No responsive records	Withdrawn	Access denied	Publicly available	Other	Disregarded	Neither confirm/deny	Abandoned	Not closed	TOTAL
Finance	17	27	19	4	8	6	0	0	0	0	0	81
Fisheries, Forestry and Agriculture	57	34	16	5	0	0	0	2	0	0	2	116
Health and Community Services	81	37	37	12	5	0	0	0	0	0	0	172
Immigration, Population Growth and Skills	24	12	4	8	0	0	1	1	1	0	0	51
Industry, Energy and Technology	89	36	24	4	1	2	0	0	0	0	0	156
Justice and Public Safety	61	31	31	7	3	1	3	2	2	0	2	143
Municipal and Provincial Affairs	32	29	31	5	4	2	0	0	0	0	8	111
Premier's Office	59	28	29	1	0	0	1	0	0	0	0	118
Tourism, Culture, Arts and Recreation	16	15	10	3	0	0	0	0	0	1	0	45
Transportation and Infrastructure	39	76	8	29	0	7	1	1	0	0	0	161
<b>Total</b>	<b>706</b>	<b>538</b>	<b>362</b>	<b>116</b>	<b>42</b>	<b>23</b>	<b>11</b>	<b>10</b>	<b>4</b>	<b>2</b>	<b>12</b>	<b>1826</b>
<b>%</b>	<b>39%</b>	<b>29%</b>	<b>20%</b>	<b>6%</b>	<b>2%</b>	<b>1%</b>	<b>1%</b>	<b>1%</b>	<b>0%</b>	<b>0%</b>	<b>1%</b>	<b>100%</b>

Of the 1,826 requests received to by departments, 1,244 (68 per cent) resulted in partial or full disclosure, 362 (20 per cent) were for information where there were no responsive records, access was denied in 42 (two per cent) requests, while 116 (six per cent) were withdrawn.

**Table 3c – Final outcome of all requests by public body (April 1, 2021 to March 31, 2022)**

PUBLIC BODY	Full disclosure	Partial disclosure	Access denied	No responsive records	Withdrawn	Publicly Available	Disregarded	Neither Confirm/Deny	Not Closed	TOTAL
Central Health	27	11	0	4	2	0	0	0	0	44
Central NL Waste Management	1	0	0	0	0	0	0	0	0	1
NL Centre for Health Information	17	5	0	3	1	0	0	0	0	26
City of Corner Brook	1	6	1	0	0	0	0	0	0	8
City of Mount Pearl	4	6	2	1	0	0	0	0	0	13
City of St. John's	38	77	4	5	2	2	0	1	0	129



PUBLIC BODY	Full disclosure	Partial disclosure	Access denied	No responsive records	Withdrawn	Publicly Available	Disregarded	Neither Confirm/Deny	Not Closed	TOTAL
College of the North Atlantic	5	3	0	1	0	0	0	0	0	9
Commissioner of Lobbyists	0	0	0	1	0	0	0	0	0	1
Conseil scolaire francophone provincial de terra-neuve-et-labrador	4	0	1	0	0	0	0	0	0	5
Eastern Health	66	41	12	14	4	1	0	0	0	138
Independent Appointments Commission	1	2	0	0	0	0	0	0	0	3
Judicial Council	0	0	0	1	0	0	0	0	0	1
Labrador-Grenfell Health	24	3	0	4	1	0	0	0	0	32
Legal Appointments Board	0	1	0	0	0	0	0	0	0	1
Memorial University	39	104	0	11	9	1	3	0	0	167
Multi-Materials Stewardship Board	0	3	0	0	0	1	0	0	0	4
Municipal Assessment Agency	3	4	0	1	0	0	0	0	0	8
NL Housing Corporation	5	2	0	0	1	0	0	0	0	8
NL HYDRO	21	13	4	3	1	2	0	0	0	44
NL Liquor Corporation	1	1	0	1	0	0	0	0	0	3
NL 911	0	0	3	0	0	0	0	0	0	3
NL English School District	18	26	2	4	1	0	0	0	0	51
NL Legal Aid	1	0	1	0	0	0	0	0	0	2
Office of the Chief Medical Examiner	1	1	0	0	0	0	0	0	0	2
Office of the High Sheriff	0	2	0	1	0	0	0	0	0	3
Office of the Public Trustee	1	1	0	0	0	0	0	0	0	2
OilCo	1	0	0	0	0	0	0	0	0	1
Public Procurement Agency	3	2	0	0	0	0	0	0	0	5
Public Service Commission	3	7	1	1	0	0	0	0	0	12
Public Utilities Board	1	0	0	0	0	0	0	0	0	1
The Rooms	0	0	0	1	1	0	0	0	0	2
Royal Newfoundland Constabulary	23	51	81	17	6	1	2	1	0	182
RNC Public Complaints Commission	0	1	0	0	0	0	0	0	0	1
Serious Incident Response Team	0	5	0	2	0	0	0	0	0	7
Bauline	2	1	0	0	1	0	0	0	0	4
Bay Roberts	4	0	1	0	0	0	0	0	0	5
Brigus	0	0	0	0	0	0	0	0	1	1

PUBLIC BODY	Full disclosure	Partial disclosure	Access denied	No responsive records	Withdrawn	Publicly Available	Disregarded	Neither Confirm/Deny	Not Closed	TOTAL
Conception Bay South	10	10	0	2	0	0	0	0	0	22
Change Islands	0	1	0	0	0	0	0	0	0	1
Clarenville	2	1	0	0	0	0	1	0	0	4
Come-by-Chance	0	1	0	0	0	0	0	0	0	1
Flat Rock	2	1	0	0	0	0	0	0	0	3
Gambo	0	2	0	0	0	0	0	0	0	2
Gander	16	0	1	1	1	0	0	0	0	19
Glenwood	0	1	0	0	0	0	0	0	0	1
Grand Falls-Windsor	3	0	1	0	0	0	0	0	0	4
Happy Valley-Goose Bay	1	1	0	0	0	0	0	0	0	2
Holyrood	7	1	0	1	0	0	0	0	0	9
Kippens	0	0	0	0	0	0	0	0	5	5
Labrador City	3	1	0	0	0	0	0	0	0	4
Logy Bay	1	0	0	0	0	0	0	0	0	1
Marystown	9	5	1	1	0	0	0	0	0	16
Paradise	11	8	0	1	1	0	0	0	0	21
Placentia	2	0	0	0	0	0	0	0	0	2
Port au Port East	0	0	0	0	0	0	0	0	31	31
Portugal Cove – St. Philips	9	12	3	0	0	0	0	0	0	24
Pouch Cove	5	0	0	1	0	0	0	0	0	6
Salmon Cove	4	0	0	0	0	0	0	0	0	4
Spaniards Bay	0	1	0	0	0	0	0	0	0	1
Springdale	8	0	0	0	0	0	0	0	0	8
St. Anthony	0	0	0	1	0	0	0	0	0	1
St. George's	3	0	0	0	0	0	0	0	4	7
Steady Brook	2	3	0	0	0	0	0	0	0	5
Stephenville	9	2	0	2	0	0	0	0	0	13
Torbay	5	3	0	0	0	0	0	0	0	8
Twillingate	1	1	0	0	0	0	0	0	0	2
Victoria	1	3	0	0	0	0	0	0	0	4
Wabush	2	0	0	0	0	0	0	0	0	2
Witless Bay	18	2	2	6	0	0	0	0	1	29
Western Health	16	17	0	4	0	0	0	0	0	37
Workplace NL	2	4	0	3	1	0	0	0	0	10
<b>TOTAL</b>	<b>467</b>	<b>460</b>	<b>121</b>	<b>99</b>	<b>33</b>	<b>8</b>	<b>6</b>	<b>2</b>	<b>42</b>	<b>1238</b>
<b>Percentage %</b>	<b>38%</b>	<b>37%</b>	<b>10%</b>	<b>8%</b>	<b>3%</b>	<b>1%</b>	<b>0%</b>	<b>0%</b>	<b>3%</b>	<b>100%</b>

Of the 1,238 requests received by public bodies, 929 (75 per cent) resulted in full or partial disclosure, access was denied in 121 (10 percent) of requests, and 99 (eight per cent) were for information where there were no responsive records.

## General requests

**Table 3d – General Requests by Final Outcome (April 1, 2022 to March 31, 2023)**

Final outcome	Departments	Public bodies	Total	%
Partial disclosure	659	378	<b>1037</b>	<b>38%</b>
Full disclosure	516	438	<b>954</b>	<b>35%</b>
No responsive records	330	85	<b>415</b>	<b>15%</b>
Withdrawn	102	26	<b>128</b>	<b>5%</b>
Access denied	40	74	<b>114</b>	<b>4%</b>
Publicly available	23	8	<b>31</b>	<b>1%</b>
Disregarded	7	2	<b>9</b>	<b>0%</b>
Other	7	0	<b>7</b>	<b>0%</b>
Neither confirm/deny	3	2	<b>5</b>	<b>0%</b>
Abandoned	2	0	<b>2</b>	<b>0%</b>
Not closed	10	41	<b>51</b>	<b>2%</b>
<b>Total</b>	<b>1699</b>	<b>1054</b>	<b>2753</b>	<b>100%</b>

**Table 3e – Final outcome of general requests by department (April 1, 2022 to March 31, 2023)**

DEPARTMENT	Partial disclosure	Full disclosure	No responsive records	Withdrawn	Access denied	Publicly available	Disregarded	Other	Neither confirm/deny	Abandoned	Not closed	TOTAL
Children, Seniors and Social Development	14	35	12	2	2	0	2	0	0	0	0	<b>67</b>
Digital Government and Service NL	49	37	13	4	0	4	0	0	0	0	0	<b>107</b>
Education	47	24	10	7	4	0	0	0	0	0	0	<b>92</b>
Environment and Climate Change	46	20	19	10	1	1	1	0	0	0	0	<b>98</b>
Executive Council	9	12	19	1	4	0	0	4	0	1	0	<b>50</b>
Indigenous Affairs and Reconciliation	8	10	20	0	1	0	0	0	0	0	0	<b>39</b>
Intergovernmental Affairs Secretariat	12	12	5	0	1	0	0	0	0	0	0	<b>30</b>
Labrador Affairs Secretariat	7	15	8	0	1	0	0	0	0	0	0	<b>31</b>

DEPARTMENT	Partial disclosure	Full disclosure	No responsive records	Withdrawn	Access denied	Publicly available	Disregarded	Other	Neither confirm/deny	Abandoned	Not closed	TOTAL
Office of the Chief Information Officer	3	1	7	1	1	0	0	0	0	0	0	13
Treasury Board Secretariat	14	19	22	1	4	0	0	0	1	0	0	61
Office of Women and Gender Equality	7	21	3	1	0	0	1	0	0	0	0	33
Finance	17	26	17	4	8	6	0	0	0	0	0	78
Fisheries, Forestry and Agriculture	50	32	14	5	0	0	2	0	0	0	2	105
Health and Community Services	80	34	36	12	5	0	0	0	0	0	0	167
Immigration, Population Growth and Skills	22	12	4	8	0	0	0	1	1	0	0	48
Industry, Energy and Technology	89	36	24	4	1	2	0	0	0	0	0	156
Justice and Public Safety	42	26	22	5	3	1	0	0	1	0	1	101
Municipal and Provincial Affairs	31	27	29	5	4	2	0	0	0	0	7	105
Premier's Office	59	27	29	1	0	0	0	1	0	0	0	117
Tourism, Culture, Arts and Recreation	16	15	9	3	0	0	0	0	0	1	0	44
Transportation and Infrastructure	37	75	8	28	0	7	1	1	0	0	0	157
<b>Total</b>	<b>659</b>	<b>516</b>	<b>330</b>	<b>102</b>	<b>40</b>	<b>23</b>	<b>7</b>	<b>7</b>	<b>3</b>	<b>2</b>	<b>10</b>	<b>1699</b>
<b>Percentage %</b>	<b>39%</b>	<b>30%</b>	<b>19%</b>	<b>6%</b>	<b>2%</b>	<b>1%</b>	<b>0%</b>	<b>0%</b>	<b>0%</b>	<b>0%</b>	<b>1%</b>	<b>98%</b>

Note: Percentages may not add up to 100% due to rounding.

Of the 1,699 general requests received by departments, 1,175 (69 per cent) resulted in partial or full disclosure, 330 (19 per cent) were for information where there were no responsive records and access was denied in 40 (two per cent) of requests.

**Table 3f – Final outcome of general requests by public body (April 1, 2022 to March 31, 2023)**

PUBLIC BODY	Full disclosure	Partial disclosure	No responsive records	Access denied	Withdrawn	Publicly available	Disregarded	Neither confirm/deny	Not closed	TOTAL
Central Health	27	11	4	0	2	0	0	0	0	<b>44</b>
Central NL Waste Management	1	0	0	0	0	0	0	0	0	<b>1</b>
NL Centre for Health Information	17	5	2	0	1	0	0	0	0	<b>25</b>
City of Corner Brook	1	6	0	1	0	0	0	0	0	<b>8</b>
City of Mount Pearl	3	5	1	2	0	0	0	0	0	<b>11</b>
City of St. John's	38	75	5	4	2	2	0	1	0	<b>127</b>
College of the North Atlantic	5	3	0	0	0	0	0	0	0	<b>8</b>
Commissioner of Lobbyists	0	0	1	0	0	0	0	0	0	<b>1</b>
Conseil scolaire francophone provincial de terra-neuve-et-labrador	4	0	0	0	0	0	0	0	0	<b>4</b>
Eastern Health	65	39	14	11	4	1	0	0	0	<b>134</b>
Independent Appointments Commission	1	2	0	0	0	0	0	0	0	<b>3</b>
Labrador-Grenfell Health	24	2	4	0	0	0	0	0	0	<b>30</b>
Legal Appointments Board	0	1	0	0	0	0	0	0	0	<b>1</b>
Memorial University	39	90	11	0	8	1	1	0	0	<b>150</b>
Multi Materials Stewardship Board	0	3	0	0	0	1	0	0	0	<b>4</b>
Municipal Assessment Agency	2	4	0	0	0	0	0	0	0	<b>6</b>
NL Housing Corporation	5	1	0	0	0	0	0	0	0	<b>6</b>
NL HYDRO	21	11	3	4	1	2	0	0	0	<b>42</b>
NL Liquor Corporation	1	1	1	0	0	0	0	0	0	<b>3</b>
NL 911	0	0	0	3	0	0	0	0	0	<b>3</b>
NL English School District	17	13	3	0	1	0	0	0	0	<b>34</b>
NL Legal Aid	1	0	0	0	0	0	0	0	0	<b>1</b>
Office of the Chief Medical Examiner	1	1	0	0	0	0	0	0	0	<b>2</b>
Office of the Public Trustee	1	0	0	0	0	0	0	0	0	<b>1</b>
OilCo	1	0	0	0	0	0	0	0	0	<b>1</b>
Public Procurement Agency	3	2	0	0	0	0	0	0	0	<b>5</b>
Public Service Commission	3	4	1	0	0	0	0	0	0	<b>8</b>
Public Utilities Board	1	0	0	0	0	0	0	0	0	<b>1</b>
The Rooms	0	0	1	0	1	0	0	0	0	<b>2</b>
Royal Newfoundland Constabulary	12	27	12	42	2	1	0	1	0	<b>97</b>

PUBLIC BODY	Full disclosure	Partial disclosure	No responsive records	Access denied	Withdrawn	Publicly available	Disregarded	Neither confirm/deny	Not closed	TOTAL
Serious Incident Response Team	0	2	2	0	0	0	0	0	0	4
Bauline	2	0	0	0	1	0	0	0	0	3
Bay Roberts	4	0	0	1	0	0	0	0	0	5
Conception Bay South	9	8	2	0	0	0	0	0	0	19
Change Islands	0	1	0	0	0	0	0	0	0	1
Clareville	2	1	0	0	0	0	1	0	0	4
Flat Rock	1	1	0	0	0	0	0	0	0	2
Gambo	0	2	0	0	0	0	0	0	0	2
Gander	15	0	1	1	1	0	0	0	0	18
Glenwood	0	1	0	0	0	0	0	0	0	1
Grand Falls-Windsor	3	0	0	0	0	0	0	0	0	3
Happy Valley-Goose Bay	1	1	0	0	0	0	0	0	0	2
Holyrood	5	1	1	0	0	0	0	0	0	7
Kippens	0	0	0	0	0	0	0	0	5	5
Labrador City	3	1	0	0	0	0	0	0	0	4
Logy Bay	1	0	0	0	0	0	0	0	0	1
Marystown	6	1	1	1	0	0	0	0	0	9
Paradise	11	8	1	0	1	0	0	0	0	21
Placentia	1	0	0	0	0	0	0	0	0	1
Port au Port East	0	0	0	0	0	0	0	0	31	31
Portugal Cove – St. Phillips	8	12	0	3	0	0	0	0	0	23
Pouch Cove	5	0	0	0	0	0	0	0	0	5
Salmon Cove	4	0	0	0	0	0	0	0	0	4
Springdale	8	0	0	0	0	0	0	0	0	8
St. George's	3	0	0	0	0	0	0	0	4	7
Steady Brook	1	1	0	0	0	0	0	0	0	2
Stephenville	9	2	2	0	0	0	0	0	0	13
Torbay	5	3	0	0	0	0	0	0	0	8
Twillingate	0	1	0	0	0	0	0	0	0	1
Victoria	1	2	0	0	0	0	0	0	0	3
Wabush	2	0	0	0	0	0	0	0	0	2
Witless Bay	16	2	6	1	0	0	0	0	1	26
Western Health	16	17	4	0	0	0	0	0	0	37
Workplace NL	2	4	2	0	1	0	0	0	0	9
<b>TOTAL</b>	<b>438</b>	<b>378</b>	<b>85</b>	<b>74</b>	<b>26</b>	<b>8</b>	<b>2</b>	<b>2</b>	<b>41</b>	<b>1054</b>
<b>Percentage %</b>	<b>42%</b>	<b>36%</b>	<b>8%</b>	<b>7%</b>	<b>2%</b>	<b>1%</b>	<b>0%</b>	<b>0%</b>	<b>4%</b>	<b>100%</b>



Of the 1,054 general requests received by public bodies, 816 (78 per cent) resulted in full or partial disclosure, 85 (eight per cent) were for information where there were no responsive records and access was denied in 74 (seven per cent) of requests.

### Personal information requests

**Table 3g – Personal information requests by Final Outcome (April 1, 2022 to March 31, 2023)**

Final outcome	Departments	Public bodies	Total	%
Partial disclosure	47	82	129	41%
Full disclosure	22	29	51	16%
Access denied	2	47	49	16%
No responsive records	32	14	46	15%
Withdrawn	14	7	21	7%
Disregarded	3	4	7	2%
Other	4	0	4	1%
Neither confirm/deny	1	0	1	0%
Not Closed	2	1	3	1%
<b>Total</b>	<b>127</b>	<b>184</b>	<b>311</b>	<b>99%</b>

Note: Percentages may not add up to 100% due to rounding.

**Table 3h – Final Outcome of Personal Requests by Department (April 1, 2022 to March 31, 2023)**

DEPARTMENT	Partial disclosure	No responsive records	Full disclosure	Withdrawn	Other	Disregarded	Access denied	Neither confirm/deny	Not closed	TOTAL
Children, Seniors and Social Development	0	0	0	3	0	0	1	0	0	4
Digital Government and Service NL	4	5	1	4	0	0	0	0	0	14
Education	1	2	0	2	0	0	1	0	0	6
Environment and Climate Change	0	1	1	0	0	0	0	0	0	2
Executive Council	1	3	1	1	1	0	0	0	0	7
Treasury Board Secretariat	9	2	4	1	0	0	0	0	0	16
Office of Women and Gender Equality	0	2	0	0	0	0	0	0	0	2
Finance	0	2	1	0	0	0	0	0	0	3

DEPARTMENT	Partial disclosure	No responsive records	Full disclosure	Withdrawn	Other	Disregarded	Access denied	Neither confirm/deny	Not closed	TOTAL
Fisheries, Forestry and Aquaculture	7	2	2	0	0	0	0	0	0	11
Health and Community Services	1	1	3	0	0	0	0	0	0	5
Immigration, Population Growth and Skills	2	0	0	0	0	1	0	0	0	3
Justice and Public Safety	19	9	5	2	3	2	0	1	1	42
Municipal and Provincial Affairs	1	2	2	0	0	0	0	0	1	6
Premier's Office	0	0	1	0	0	0	0	0	0	1
Tourism, Culture, Arts and Recreation	0	1	0	0	0	0	0	0	0	1
Transportation and Infrastructure	2	0	1	1	0	0	0	0	0	4
<b>Total</b>	<b>47</b>	<b>32</b>	<b>22</b>	<b>14</b>	<b>4</b>	<b>3</b>	<b>2</b>	<b>1</b>	<b>2</b>	<b>127</b>
<b>%</b>	<b>37%</b>	<b>25%</b>	<b>17%</b>	<b>11%</b>	<b>3%</b>	<b>2%</b>	<b>2%</b>	<b>1%</b>	<b>2%</b>	<b>100%</b>

Note: Percentages may not add up to 100% due to rounding.

Of the 127 requests received by departments, 69 (54 per cent) resulted in partial or full disclosure, 14 (11 per cent) were withdrawn, access was denied in two (two per cent) requests and three (two per cent) were disregarded with the approval of the Office of the Information and Privacy Commissioner.

**Table 3i – Final Outcome of Personal Requests by Public Body (April 1, 2022 to March 31, 2023)**

OUTCOME BY PUBLIC BODY	Partial Disclosure	Full Disclosure	No responsive records	Withdrawn	Access Denied	Disregarded	Not Closed	TOTAL
NL Centre for Health Information	0	0	1	0	0	0	0	1
City of Mount Pearl	1	1	0	0	0	0	0	2
City of St. John's	2	0	0	0	0	0	0	2
College of the North Atlantic	0	0	1	0	0	0	0	1
Conseil scolaire francophone provincial de terra-neuve-et-labrador	0	0	0	0	1	0	0	1
Eastern Health	2	1	0	0	1	0	0	4
Judicial Council	0	0	1	0	0	0	0	1
Labrador-Grenfell Health	1	0	0	1	0	0	0	2
Memorial University	14	0	0	1	0	2	0	17
Municipal Assessments Agency	0	1	1	0	0	0	0	2
NL Housing Corporation	1	0	0	1	0	0	0	2
NLH HYDRO	2	0	0	0	0	0	0	2

OUTCOME BY PUBLIC BODY	Partial Disclosure	Full Disclosure	No responsive records	Withdrawn	Access Denied	Disregarded	Not Closed	TOTAL
NL English School District	13	1	1	0	2	0	0	17
NL Legal Aid	0	0	0	0	1	0	0	1
Office of the High Sheriff	2	0	1	0	0	0	0	3
Office of the Public Trustee	1	0	0	0	0	0	0	1
Public Service Commission	3	0	0	0	1	0	0	4
Royal Newfoundland Constabulary	24	11	5	4	39	2	0	85
RNC Public Complaints Commission	1	0	0	0	0	0	0	1
Serious Incident Response Team	3	0	0	0	0	0	0	3
Bauline	1	0	0	0	0	0	0	1
Brigus	0	0	0	0	0	0	1	1
Conception Bay South	2	1	0	0	0	0	0	3
Come-by-Chance	1	0	0	0	0	0	0	1
Flat Rock	0	1	0	0	0	0	0	1
Gander	0	1	0	0	0	0	0	1
Grand Falls-Windsor	0	0	0	0	1	0	0	1
Holyrood	0	2	0	0	0	0	0	2
Marystown	4	3	0	0	0	0	0	7
Placentia	0	1	0	0	0	0	0	1
Portugal Cove – St. Philips	0	1	0	0	0	0	0	1
Pouch Cove	0	0	1	0	0	0	0	1
Spaniards Bay	1	0	0	0	0	0	0	1
St. Anthony	0	0	1	0	0	0	0	1
Steady Brook	2	1	0	0	0	0	0	3
Twillingate	0	1	0	0	0	0	0	1
Victoria	1	0	0	0	0	0	0	1
Witless Bay	0	2	0	0	1	0	0	3
Workplace NL	0	0	1	0	0	0	0	1
<b>TOTAL</b>	<b>82</b>	<b>29</b>	<b>14</b>	<b>7</b>	<b>47</b>	<b>4</b>	<b>1</b>	<b>184</b>
<b>%</b>	<b>45%</b>	<b>16%</b>	<b>8%</b>	<b>4%</b>	<b>26%</b>	<b>2%</b>	<b>1%</b>	<b>100%</b>

Note: Percentages may not add up to 100% due to rounding.

Of the 184 requests received by public bodies, 111 (60 per cent) resulted in partial or full disclosure, access was denied in 47 (26 per cent) requests and 14 (eight per cent) were for information where there were no responsive records.

## Section D – Exceptions to Disclosure

One of the main purposes of the Act is to provide access to information subject only to specific and limited circumstances. Under the Act, certain types of information are exempt from disclosure to applicants. There are two categories of exceptions: mandatory exceptions, which departments and public bodies must apply; and discretionary exceptions, which departments and public bodies may exercise discretion to apply.

Since a single request may list more than one exception, the numbers noted in the tables below do not correlate to the total number of access requests received during the 2022-23 fiscal year. For example, one record or piece of information could be redacted as cabinet confidences (s.27), policy advice or recommendations (s.29) and information harmful to the financial or economic interests of a public body (s.35).

### General and Personal information requests

**Table 4a – Exceptions to disclosure for all requests by departments and public bodies (April 1, 2022 to March 31, 2023)**

SECTION OF THE ATIPP ACT	TOTAL	%
<b>MANDATORY</b>		
s.27 – Cabinet Confidences	109	4%
s.33 – Information from a Workplace Investigation	23	1%
s.39 – Disclosure Harmful to Business Interests of a Third Party	62	2%
s.40 – Disclosure Harmful to Personal Privacy	933	34%
s.41 – Disclosure of House of Assembly Service and Statutory Office Records	15	1%
<b>DISCRETIONARY</b>		
s.28 – Local Public Body Confidences	23	1%
s.29 – Policy Advice or Recommendations	505	18%
s.30 – Legal Advice	209	8%
s.31 – Disclosure Harmful to Law Enforcement	323	12%
s.32 – Confidential Evaluations	24	1%
s.34 – Disclosure Harmful to Intergovernmental Relations or Negotiations	103	4%
s.35 – Disclosure Harmful to Financial or Economic Interests of a Public Body	372	13%
s.36 – Disclosure Harmful to Conservation	1	0%
s.37 – Disclosure Harmful to Individual or Public Safety	19	1%
s.38 – Disclosure Harmful to Labour Relations Interests of Public Body as Employer	49	2%
<b>TOTAL (MANDATORY AND DISCRETIONARY)</b>	<b>2770</b>	<b>102%</b>

Note: Percentages may not add up to 100% due to rounding.

## General requests

**Table 4b – Exceptions to disclosure for general requests by departments and public bodies (April 1, 2022 to March 31, 2023)**

SECTION OF THE ATIPP ACT	TOTAL	%
<b>MANDATORY</b>		
s.27 – Cabinet Confidences	107	4%
s.33 – Information from a Workplace Investigation	18	1%
s.39 – Disclosure Harmful to Business Interests of a Third Party	62	2%
s.40 – Disclosure Harmful to Personal Privacy	801	32%
s.41 – Disclosure of House of Assembly Service and Statutory Office Records	12	0%
<b>DISCRETIONARY</b>		
s.28 – Local Public Body Confidences	22	1%
s.29 – Policy Advice or Recommendations	480	19%
s.30 – Legal Advice	182	7%
s.31 – Disclosure Harmful to Law Enforcement	290	12%
s.32 – Confidential Evaluations	18	1%
s.34 – Disclosure Harmful to Intergovernmental Relations or Negotiations	103	4%
s.35 – Disclosure Harmful to Financial or Economic Interests of a Public Body	368	15%
s.36 – Disclosure Harmful to Conservation	1	0%
s.37 – Disclosure Harmful to Individual or Public Safety	13	1%
s.38 – Disclosure Harmful to Labour Relations Interests of Public Body as Employer	41	2%
<b>TOTAL (MANDATORY AND DISCRETIONARY)</b>	<b>2518</b>	<b>101%</b>

Note: Percentages may not add up to 100% due to rounding.

## Personal information requests

**Table 4c – Exceptions to disclosure for personal requests by departments and public bodies (April 1, 2022 to March 31, 2023)**

SECTION OF THE ATIPP ACT	TOTAL	%
<b>MANDATORY</b>		
s.27 – Cabinet Confidences	2	1%
s.33 – Information from a Workplace Investigation	5	2%
s.39 – Disclosure Harmful to Business Interests of a Third Party	0	0%
s.40 – Disclosure Harmful to Personal Privacy	132	52%
s.41 – Disclosure of House of Assembly Service and Statutory Office Records	3	1%
s.28 – Local Public Body Confidences	1	0%
s.29 – Policy Advice or Recommendations	25	10%
s.30 – Legal Advice	27	11%
s.31 – Disclosure Harmful to Law Enforcement	33	13%
s.32 – Confidential Evaluations	6	2%

s.34 – Disclosure Harmful to Intergovernmental Relations or Negotiations	0	0%
s.35 – Disclosure Harmful to Financial or Economic Interests of a Public Body	4	2%
s.36 – Disclosure Harmful to Conservation	0	0%
s.37 – Disclosure Harmful to Individual or Public Safety	6	2%
s.38 – Disclosure Harmful to Labour Relations Interests of Public Body as Employer	8	3%
<b>TOTAL (MANDATORY AND DISCRETIONARY)</b>	<b>252</b>	<b>99%</b>

*Note: Percentages may not add up to 100% due to rounding.*

## Section E – Response Times

The Act requires that public bodies respond to a request within 20 business days. With the approval of the Information and Privacy Commissioner, public bodies can apply an extension where it is necessary and reasonable to do so in the circumstances, for the number of business days the Commissioner considers appropriate.

### General and Personal Information Requests

**Table 5a – Response timelines for all requests (April 1, 2022 to March 31, 2023)**

Timelines	Departments	Public Bodies	Total	%
Met timeline	1396	1051	<b>2447</b>	<b>80%</b>
Met timeline with extension	141	103	<b>244</b>	<b>8%</b>
Timeline not met	277	42	<b>319</b>	<b>10%</b>
Not closed	12	42	<b>54</b>	<b>2%</b>
<b>Total</b>	<b>1826</b>	<b>1238</b>	<b>3064</b>	<b>100%</b>

**Table 5b – Response timelines for all requests by department (April 1, 2022 to March 31, 2023)**

DEPARTMENT	Met Timeline	Met Timeline with Extension	Timeline not Met	Not Closed	TOTAL
Children, Seniors and Social Development	69	2	0	0	71
Digital Government and Service NL	97	3	21	0	121
Education	78	12	8	0	98
Environment and Climate Change	30	6	64	0	100
Executive Council	53	2	2	0	57
Indigenous Affairs and Reconciliation	28	4	7	0	39
Intergovernmental Affairs Secretariat	25	1	4	0	30
Labrador Affairs Secretariat	31	0	0	0	31
Office of the Chief Information Officer	13	0	0	0	13
Treasury Board Secretariat	62	14	1	0	77
Office of Women and Gender Equality	24	0	11	0	35
Finance	79	2	0	0	81
Fisheries, Forestry and Agriculture	72	27	15	2	116
Health and Community Services	123	36	13	0	172
Immigration, Population Growth and Skills	49	2	0	0	51
Industry, Energy and Technology	130	14	12	0	156
Justice and Public Safety	103	7	31	2	143
Municipal and Provincial Affairs	47	3	53	8	111
Premier's Office	99	1	18	0	118
Tourism, Culture, Arts and Recreation	39	1	5	0	45
Transportation and Infrastructure	145	4	12	0	161
<b>Total</b>	<b>1396</b>	<b>141</b>	<b>277</b>	<b>12</b>	<b>1826</b>
<b>Percentage %</b>	<b>76%</b>	<b>8%</b>	<b>15%</b>	<b>1%</b>	<b>100%</b>

**Table 5c – Response timelines for all requests by public bodies (April 1, 2022 to March 31, 2023)**

PUBLIC BODY	Met Timeline	Met Timeline with Extension	Timeline not Met	Not Closed	TOTAL
Central Health	44	0	0	0	44
Central NL Waste Management	1	0	0	0	1
NL Centre for Health Information	22	4	0	0	26
City of Corner Brook	6	2	0	0	8
City of Mount Pearl	12	1	0	0	13
City of St. John's	124	5	0	0	129
College of the North Atlantic	6	3	0	0	9

PUBLIC BODY	Met Timeline	Met Timeline with Extension	Timeline not Met	Not Closed	TOTAL
Commissioner of Lobbyists	1	0	0	0	1
Conseil scolaire francophone provincial de terra-neuve-et-labrador	5	0	0	0	5
Eastern Health	110	14	14	0	138
Independent Appointments Commission	3	0	0	0	3
Judicial Council	1	0	0	0	1
Labrador-Grenfell Health	25	1	6	0	32
Legal Appointments Board	0	0	1	0	1
Memorial University	136	31	0	0	167
Multi Materials Stewardship Board	4	0	0	0	4
Municipal Assessment Agency	8	0	0	0	8
NL Housing Corporation	8	0	0	0	8
NL HYDRO	40	4	0	0	44
NL Liquor Corporation	2	0	1	0	3
NL 911	3	0	0	0	3
NL English School District	51	0	0	0	51
NL Legal Aid	2	0	0	0	2
Office of the Chief Medical Examiner	2	0	0	0	2
Office of the High Sheriff	2	0	1	0	3
Office of the Public Trustee	1	0	1	0	2
OilCo	1	0	0	0	1
Public Procurement Agency	5	0	0	0	5
Public Service Commission	10	2	0	0	12
Public Utilities Board	1	0	0	0	1
The Rooms	2	0	0	0	2
Royal Newfoundland Constabulary	162	12	8	0	182
RNC Public Complaints Commission	1	0	0	0	1
Serious Incident Response Team	5	2	0	0	7
Bauline	4	0	0	0	4
Bay Robers	5	0	0	0	5
Brigus	0	0	0	1	1
Conception Bay South	22	0	0	0	22
Change Islands	0	1	0	0	1
Clareville	3	1	0	0	4
Come-by-Chance	0	1	0	0	1
Flatrock	3	0	0	0	3
Gambo	2	0	0	0	2
Gander	18	0	1	0	19
Glenwood	1	0	0	0	1



PUBLIC BODY	Met Timeline	Met Timeline with Extension	Timeline not Met	Not Closed	TOTAL
Grand Falls-Windsor	4	0	0	0	4
Happy Valley-Goose Bay	1	1	0	0	2
Holyrood	8	0	1	0	9
Kippens	0	0	0	5	5
Labrador City	4	0	0	0	4
Logy Bay	1	0	0	0	1
Marystown	16	0	0	0	16
Paradise	20	1	0	0	21
Placentia	2	0	0	0	2
Port au Port East	0	0	0	31	31
Portugal Cove – St. Philips	15	4	5	0	24
Pouch Cove	1	4	1	0	6
Salmon Cove	4	0	0	0	4
Spaniards Bay	1	0	0	0	1
Springdale	8	0	0	0	8
St. Anthony	1	0	0	0	1
St. George's	3	0	0	4	7
Steady Brook	3	2	0	0	5
Stephenville	13	0	0	0	13
Torbay	6	0	2	0	8
Twillingate	2	0	0	0	2
Victoria	4	0	0	0	4
Wabush	2	0	0	0	2
Witless Bay	27	1	0	1	29
Western Health	31	6	0	0	37
Workplace NL	10	0	0	0	10
<b>TOTAL</b>	<b>1051</b>	<b>103</b>	<b>42</b>	<b>42</b>	<b>1238</b>
<b>Percentage%</b>	<b>85%</b>	<b>8%</b>	<b>3%</b>	<b>3%</b>	<b>99%</b>

Note: Percentages may not add up to 100% due to rounding.

## General Requests

**Table 5d – Response timelines for all general requests (April 1, 2022 to March 31, 2023)**

Timelines	Departments	Public Bodies	Total	%
Met timeline	1300	896	<b>2196</b>	<b>80%</b>
Met timeline with extension	130	83	<b>213</b>	<b>8%</b>
Timeline not met	259	34	<b>293</b>	<b>11%</b>
Not closed	10	41	<b>51</b>	<b>2%</b>
<b>Total</b>	<b>1699</b>	<b>1054</b>	<b>2753</b>	<b>101%</b>

Note: Percentages may not add up to 100% due to rounding.

**Table 5e – Response timelines for general requests by department (April 1, 2022 to March 31, 2023)**

DEPARTMENT	Met Timeline	Met Timeline with Extension	Timeline not Met	Not Closed	TOTAL
Children, Seniors and Social Development	65	2	0	0	<b>67</b>
Digital Government and Service NL	88	2	17	0	<b>107</b>
Education	73	11	8	0	<b>92</b>
Environment and Climate Change	29	6	63	0	<b>98</b>
Executive Council	46	2	2	0	<b>50</b>
Indigenous Affairs and Reconciliation	28	4	7	0	<b>39</b>
Intergovernmental Affairs Secretariat	25	1	4	0	<b>30</b>
Labrador Affairs Secretariat	31	0	0	0	<b>31</b>
Office of the Chief Information Officer	13	0	0	0	<b>13</b>
Treasury Board Secretariat	50	10	1	0	<b>61</b>
Office of Women and Gender Equality	22	0	11	0	<b>33</b>
Finance	76	2	0	0	<b>78</b>
Fisheries, Forestry and Agriculture	65	23	15	2	<b>105</b>
Health and Community Services	118	36	13	0	<b>167</b>
Industry, Energy and Technology	130	14	12	0	<b>156</b>
Immigration, Population Growth and Skills	46	2	0	0	<b>48</b>
Justice and Public Safety	73	6	21	1	<b>101</b>
Municipal and Provincial Affairs	45	3	50	7	<b>105</b>
Premier's Office	98	1	18	0	<b>117</b>
Tourism, Culture, Arts and Recreation	38	1	5	0	<b>44</b>
Transportation and Infrastructure	141	4	12	0	<b>157</b>
<b>Total</b>	<b>1300</b>	<b>130</b>	<b>259</b>	<b>10</b>	<b>1699</b>
<b>Percentage %</b>	<b>77%</b>	<b>8%</b>	<b>15%</b>	<b>1%</b>	<b>101%</b>

Note: Percentages may not add up to 100% due to rounding.

**Table 5f – Response timelines for general requests by public bodies (April 1, 2022 to March 31, 2023)**

PUBLIC BODY	Met Timeline	Met Timeline with Extension	Timeline not Met	Not Closed	TOTAL
Central Health	44	0	0	0	<b>44</b>
Central NL Waste Management	1	0	0	0	<b>1</b>
NL Centre for Health Information	21	4	0	0	<b>25</b>
City of Corner Brook	6	2	0	0	<b>8</b>
City of Mount Pearl	10	1	0	0	<b>11</b>
City of St. John's	122	5	0	0	<b>127</b>
College of the North Atlantic	5	3	0	0	<b>8</b>
Commissioner of Lobbyists	1	0	0	0	<b>1</b>
Conseil scolaire francophone provincial de terra-neuve-et-labrador	4	0	0	0	<b>4</b>
Eastern Health	107	14	13	0	<b>134</b>
Independent Appointments Commission	3	0	0	0	<b>3</b>
Labrador-Grenfell Health	24	1	5	0	<b>30</b>
Legal Appointments Board	0	0	1	0	<b>1</b>
Memorial University	124	26	0	0	<b>150</b>
Multi Materials Stewardship Board	4	0	0	0	<b>4</b>
Municipal Assessment Agency	6	0	0	0	<b>6</b>
NL Housing Corporation	6	0	0	0	<b>6</b>
NL HYDRO	39	3	0	0	<b>42</b>
NL Liquor Corporation	2	0	1	0	<b>3</b>
NL 911	3	0	0	0	<b>3</b>
NL English School District	34	0	0	0	<b>34</b>
NL Legal Aid	1	0	0	0	<b>1</b>
Office of the Chief Medical Examiner	2	0	0	0	<b>2</b>
Office of the Public Trustee	1	0	0	0	<b>1</b>
OilCo	1	0	0	0	<b>1</b>
Public Procurement Agency	5	0	0	0	<b>5</b>
Public Service Commission	7	1	0	0	<b>8</b>
Public Utilities Board	1	0	0	0	<b>1</b>
The Rooms	2	0	0	0	<b>2</b>
Royal Newfoundland Constabulary	89	3	5	0	<b>97</b>
Serious Incident Response Team	4	0	0	0	<b>4</b>
Bauline	3	0	0	0	<b>3</b>
Bay Robers	5	0	0	0	<b>5</b>
Conception Bay South	19	0	0	0	<b>19</b>
Change Islands	0	1	0	0	<b>1</b>
Clareville	3	1	0	0	<b>4</b>

PUBLIC BODY	Met Timeline	Met Timeline with Extension	Timeline not Met	Not Closed	TOTAL
Flatrock	2	0	0	0	2
Gambo	2	0	0	0	2
Gander	17	0	1	0	18
Glenwood	1	0	0	0	1
Grand Falls-Windsor	3	0	0	0	3
Happy Valley-Goose Bay	1	1	0	0	2
Holyrood	7	0	0	0	7
Kippens	0	0	0	5	5
Labrador City	4	0	0	0	4
Logy Bay	1	0	0	0	1
Marystown	9	0	0	0	9
Paradise	20	1	0	0	21
Placentia	1	0	0	0	1
Port au Port East	0	0	0	31	31
Portugal Cove – St. Philips	14	4	5	0	23
Pouch Cove	0	4	1	0	5
Salmon Cove	4	0	0	0	4
Springdale	8	0	0	0	8
St. George's	3	0	0	4	7
Steady Brook	1	1	0	0	2
Stephenville	13	0	0	0	13
Torbay	6	0	2	0	8
Twillingate	1	0	0	0	1
Victoria	3	0	0	0	3
Wabush	2	0	0	0	2
Witless Bay	24	1	0	1	26
Western Health	31	6	0	0	37
Workplace NL	9	0	0	0	9
<b>TOTAL</b>	<b>896</b>	<b>83</b>	<b>34</b>	<b>41</b>	<b>1054</b>
<b>Percentage %</b>	<b>85%</b>	<b>8%</b>	<b>3%</b>	<b>4%</b>	<b>100%</b>

## Personal Information Requests

**Table 5g – Response timelines for all personal information requests (April 1, 2022 to March 31, 2023)**

Timelines	Departments	Public Bodies	Total	%
Met timeline	96	155	251	81%
Met timeline with extension	11	20	31	10%
Timeline not met	18	8	26	8%
Not Closed	2	1	3	1%
<b>Total</b>	<b>127</b>	<b>184</b>	<b>311</b>	<b>100%</b>

**Table 5h – Response timelines for personal requests by department (April 1, 2022 to March 31, 2023)**

DEPARTMENT	Met Timeline	Met Timeline with Extension	Timeline not Met	Not Closed	TOTAL
Children, Seniors and Social Development	4	0	0	0	4
Digital Government and Service NL	9	1	4	0	14
Education	5	1	0	0	6
Environment and Climate Change	1	0	1	0	2
Executive Council	7	0	0	0	7
Treasury Board Secretariat	12	4	0	0	16
Office of Women and Gender Equality	2	0	0	0	2
Finance	3	0	0	0	3
Fisheries, Forestry and Agriculture	7	4	0	0	11
Health and Community Services	5	0	0	0	5
Immigration, Population Growth and Skills	3	0	0	0	3
Justice and Public Safety	30	1	10	1	42
Municipal and Provincial Affairs	2	0	3	1	6
Premier's Office	1	0	0	0	1
Tourism, Culture, Arts and Recreation	1	0	0	0	1
Transportation and Infrastructure	4	0	0	0	4
<b>Total</b>	<b>96</b>	<b>11</b>	<b>18</b>	<b>2</b>	<b>127</b>
<b>Percentage%</b>	<b>76%</b>	<b>9%</b>	<b>14%</b>	<b>2%</b>	<b>101%</b>

Note: Percentages may not add up to 100% due to rounding.

**Table 5i – Response timelines for personal requests by public body (April 1, 2022 to March 31, 2023)**

PUBLIC BODY	Met Timeline	Met Timeline with Extension	Timeline not Met	Not Closed	TOTAL
NL Centre for Health Information	1	0	0	0	1
City of Mount Pearl	2	0	0	0	2
City of St. John's	2	0	0	0	2
College of the North Atlantic	1	0	0	0	1
Conseil scolaire francophone provincial de terra-neuve-et-labrador	1	0	0	0	1
Eastern Health	3	0	1	0	4
Judicial Council	1	0	0	0	1
Labrador-Grenfell Health	1	0	1	0	2
Memorial University	12	5	0	0	17
Municipal Assessment Agency	2	0	0	0	2
NL Housing Corporation	2	0	0	0	2
NL HYDRO	1	1	0	0	2
NL English School District	17	0	0	0	17
NL Legal Aid	1	0	0	0	1
Office of the High Sheriff	2	0	1	0	3
Office of the Public Trustee	0	0	1	0	1
Public Service Commission	3	1	0	0	4
Royal Newfoundland Constabulary	73	9	3	0	85
RNC Public Complaints Commission	1	0	0	0	1
Serious Incident Response Team	1	2	0	0	3
Bauline	1	0	0	0	1
Brigus	0	0	0	1	1
Conception Bay South	3	0	0	0	3
Come-by-Chance	0	1	0	0	1
Flatrock	1	0	0	0	1
Gander	1	0	0	0	1
Grand Falls-Windsor	1	0	0	0	1
Holyrood	1	0	1	0	2
Marystown	7	0	0	0	7
Placentia	1	0	0	0	1
Portugal Cove – St. Philips	1	0	0	0	1
Pouch Cove	1	0	0	0	1
Spaniards Bay	1	0	0	0	1
St. Anthony	1	0	0	0	1

PUBLIC BODY	Met Timeline	Met Timeline with Extension	Timeline not Met	Not Closed	TOTAL
Steady Brook	2	1	0	0	3
Twillingate	1	0	0	0	1
Victoria	1	0	0	0	1
Witless Bay	3	0	0	0	3
Workplace NL	1	0	0	0	1
<b>TOTAL</b>	<b>155</b>	<b>20</b>	<b>8</b>	<b>1</b>	<b>184</b>
<b>Percentage%</b>	<b>84%</b>	<b>11%</b>	<b>4%</b>	<b>1%</b>	<b>100%</b>

## Section F - Request for Correction of Personal Information

Under section 10 of the Act, an individual who believes there is an error or omission in his or her personal information on record with a department or public body may request that the relevant public body correct the information.

No requests for correction of personal information were reported to the ATIPP Office for the period of April 1, 2022 – March 31, 2023.

## Annex B – House of Assembly and Statutory Offices Statistics

### Type and Volume of Requests

During 2022-23, the House of Assembly and Statutory Offices received a total of 25 requests – 20 were general requests and five were personal information requests.

**Table 1 – Requests received by House of Assembly and statutory offices (April 1, 2022 to March 31, 2023)**

OFFICE	General requests	Personal requests	TOTAL
Commissioner of Legislative Standards	4	1	5
House of Assembly	11	2	13
Office of the Chief Electoral Officer	1	0	1
Office of the Child and Youth Advocate	0	2	2
Office of the Citizens' Representative	1	0	1
Office of the Information and Privacy Commissioner	3	0	3
<b>Total</b>	<b>20</b>	<b>5</b>	<b>25</b>
<b>Percentage %</b>	<b>80%</b>	<b>20%</b>	<b>100%</b>

### Applicant Type

**Table 2 – Requests received by House of Assembly and statutory offices by applicant type (April 1, 2022 to March 31, 2023)**

DEPARTMENT	Individual	Media	Political party	Business	Interest group	TOTAL
Commissioner of Legislative Standards	4	1	0	0	0	5
House of Assembly	4	3	4	1	1	13
Office of the Chief Electoral Officer	0	1	0	0	0	1
Office of the Child and Youth Advocate	2	0	0	0	0	2
Office of the Citizens' Representative	0	1	0	0	0	1
Office of the Information and Privacy Commissioner	3	0	0	0	0	3
<b>Total</b>	<b>13</b>	<b>6</b>	<b>4</b>	<b>1</b>	<b>1</b>	<b>25</b>
<b>Percentage %</b>	<b>52%</b>	<b>24%</b>	<b>16%</b>	<b>4%</b>	<b>4%</b>	<b>100%</b>



## Costs

There were no fees paid by applicants for House of Assembly or Statutory Office access requests.

## Final Outcomes

**Table 3 – Final outcome by House of Assembly and Statutory offices (April 1, 2022 to March 31, 2023)**

OFFICE	Full disclosure	Partial disclosure	Access denied	No records	Publicly available	TOTAL
Commissioner of Legislative Standards	1	1	2	0	1	5
House of Assembly	5	3	2	3	0	13
Office of the Chief Electoral Officer	1	0	0	0	0	1
Office of the Child and Youth Advocate	0	1	1	0	0	2
Office of the Citizens' Representative	1	0	0	0	0	1
Office of the Information and Privacy Commissioner	2	1	0	0	0	3
<b>Total by Type of Request</b>	<b>10</b>	<b>6</b>	<b>5</b>	<b>3</b>	<b>1</b>	<b>25</b>
<b>Percentage %</b>	<b>40%</b>	<b>24%</b>	<b>20%</b>	<b>12%</b>	<b>4%</b>	<b>100%</b>

Of the 25 requests responded to by the House of Assembly and Statutory Offices, 16 (64 per cent) resulted in full or partial disclosure, three (12 per cent) were for records that did not exist and access was denied in five (20 per cent) requests.

## Exceptions to Disclosure

Since a single request may list more than one exception, the numbers noted in the tables below do not correlate to the total number of access requests received during the 2018-19 fiscal year. For example, one record or piece of information could be redacted as cabinet confidences (s.27), policy advice or recommendations (s.29) and information harmful to the financial or economic interests of a public body (s.35).

**Table 4 – Exceptions to disclosure for requests by the House of Assembly and statutory offices  
(April 1, 2022 to March 31, 2023)**

SECTION OF THE ATIPP ACT*	TOTAL	PERCENTAGE %
<b>MANDATORY</b>		
s.27 – Cabinet Confidences	0	0%
s.33 – Information from a Workplace Investigation	3	18%
s.39 – Disclosure Harmful to Business Interests of a Third Party	0	0%
s.40 – Disclosure Harmful to Personal Privacy	2	12%
s.41 – Disclosure of House of Assembly Services and Statutory Office Records	9	53%
<b>DISCRETIONARY</b>		
s.28 – Local Public Body Confidences	0	0%
s.29 – Policy Advice or Recommendations	0	0%
s.30 – Legal Advice	2	12%
s.31 – Disclosure Harmful to Law Enforcement	0	0%
s.32 – Confidential Evaluations	1	6%
s.34 – Disclosure Harmful to Intergovernmental Relations or Negotiations	0	0%
s.35 – Disclosure Harmful to Financial or Economic Interests of a Public Body	0	0%
s.36 – Disclosure Harmful to Conservation	0	0%
s.37 – Disclosure Harmful to Individual or Public Safety	0	0%
s.38 – Disclosure Harmful to Labour Relations Interests of Public Body as Employer	0	0%
<b>Total (mandatory and discretionary)</b>	<b>17</b>	<b>101%</b>

*Note: Percentages may not add up to 100% due to rounding.*

The exceptions to disclosure listed above were used in 17 instances. Mandatory exceptions were used in 14 (82%) instances. Discretionary exceptions were used in three (18%) instances

## Response Time

Table 5 provides a breakdown by House of Assembly or Statutory Office, indicating when each met their legislated timelines.

**Table 5 – Response timelines for requests by House of Assembly or statutory offices (April 1, 2022 to March 31, 2023)**

OFFICE	Met timeline	Not met	Total
Commissioner of Legislative Standards	5	0	5
House of Assembly	13	0	13
Office of the Chief Electoral Officer	1	0	1
Office of the Child and Youth Advocate	2	0	2
Office of the Citizens' Representative	1	0	1
Office of the Information and Privacy Commissioner	2	1	3
<b>Total</b>	<b>24</b>	<b>1</b>	<b>25</b>
<b>Percentage %</b>	<b>96%</b>	<b>4%</b>	<b>100%</b>

## Request for Correction of Personal Information

No requests for correction of personal information were reported by the House of Assembly or Statutory Offices for the period of April 1, 2022 - March 31, 2023.

## Annex C – System Issues Identified by OIPC

No systemic issues were identified by the Office of the Information and Privacy Commissioner (OIPC) in their 2021-22 Annual report.

## ATIPP Office Contact Information

ATIPP Office  
Executive Council<sup>3</sup>  
4<sup>th</sup> Floor, East Block,  
Confederation Building  
PO Box 8700 Station A  
St. John's, NL A1B 4J6

Phone: 709.729.7072  
Toll-Free: 1.877.895.8891  
Fax: 709.729.2129  
[atippoffice@gov.nl.ca](mailto:atippoffice@gov.nl.ca)

[www.gov.nl.ca/atipp](http://www.gov.nl.ca/atipp)

---

<sup>3</sup> As of April 1, 2023